

# NJSLA Results: Spring 2022 Administration

Farmingdale School  
Spring 2022

Measuring  
College and  
Career  
Readiness

WHAT'S  
NEW?

## What's New with NJSLA?

- ★ Due to the impact of COVID-19, the state did not administer the NJSLA in the 2019-2020 and the 2020-2021 school years. The NJSLA was administered in the Spring of 2022.
  
- ★ **[New Jersey Parent Portal](#)**
  - Includes student's scale score, level of performance, and a video explanation of the score report.
  - Additional resources can be found on the [New Jersey Reporting Resource Center](#) found under the login area.

# Testing Experience

<b>Current Grade Level</b>	<b>State Testing Experience</b>
<b>4</b>	<b>3rd (21-22)</b>
<b>5</b>	<b>4th (21-22)</b>
<b>6</b>	<b>5th (21-22)</b>
<b>7</b>	<b>3rd (18-19) , 6th (21-22)</b>
<b>8</b>	<b>3rd (17-18), 4th (18-19), 7th (21-22)</b>

# NJSLA Performance Levels

**NJSLA uses five performance levels to determine student attainment of grade level expectations**

<b>Level 1</b>	<b>Level 2</b>	<b>Level 3</b>	<b>Level 4</b>	<b>Level 5</b>
Not yet meeting grade-level expectations	Partially meeting grade-level expectations	Approaching grade-level expectations	Meeting grade-level expectations	Exceeding grade-level expectations

Comparison of Farmingdale School's  
Spring 2022 NJSLA Administrations  
English Language Arts to New Jersey  
Percentages for 2022

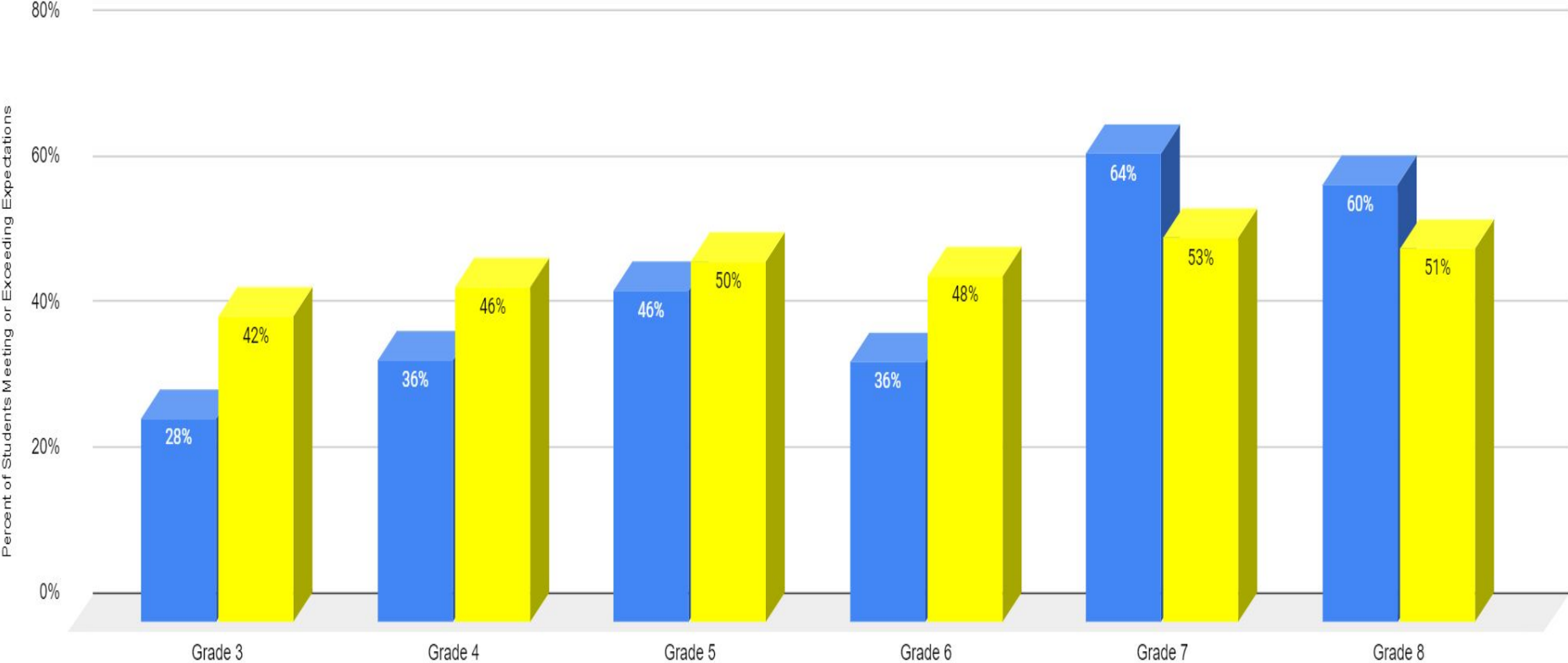
Grade	Level 1, District	Level 1, State	Level 2, District	Level 2, State	Level 3, District	Level 3, State	Level 4, District	Level 4, State	Level 5, District	Level 5, State
3	21.4	20.1	7.1	15.5	42.9	22	14.3	36.2	14.3	6.2
4	27.3	14.4	4.5	14.3	31.8	21.9	27.3	35.3	9.1	14.1
5	9.1	12.5	18.2	14.7	27.3	23.3	36.4	40.4	9.1	9.2
6	0	10.6	21.4	15.6	42.9	26.3	28.6	37.4	7.1	10.2
7	0	12.3	7.1	13.5	28.6	21.5	42.9	31.4	21.4	21.3
8	0	14.3	10	13.2	30	21.2	40	35.8	20	15.6

Notes: Percentages may not total 100 due to rounding.

# Farmingdale School vs. New Jersey

NJSLA Overall Performance - ELA

Farmingdale State



Comparison of Farmingdale School's  
Spring 2022 NJSLA Administrations  
**Mathematics to New Jersey**  
**Percentages for 2022**

Grade	Level 1, District	Level 1, State	Level 2, District	Level 2, State	Level 3, District	Level 3, State	Level 4, District	Level 4, State	Level 5, District	Level 5, State
3	7.1	13.3	35.7	18.3	28.6	23	21.4	32.8	7.1	12.6
4	22.7	13.1	27.3	22.6	31.8	24.8	18.2	33.2	0	6.2
5	0	15.1	27.3	23	36.4	25.9	27.3	28.9	9.1	7.1
6	7.1	15.3	21.4	24.9	28.6	28.5	42.9	26	0	5.3
7	7.1	10.9	21.4	23.6	14.3	31.5	57.1	28.9	0	5.1
8*	28.6	30.4	28.6	31.9	28.6	22.3	14.3	14.6	0	0.8
Algebra I**	0	17.8	0	22.7	0	24.7	100	31.9	0	2.9

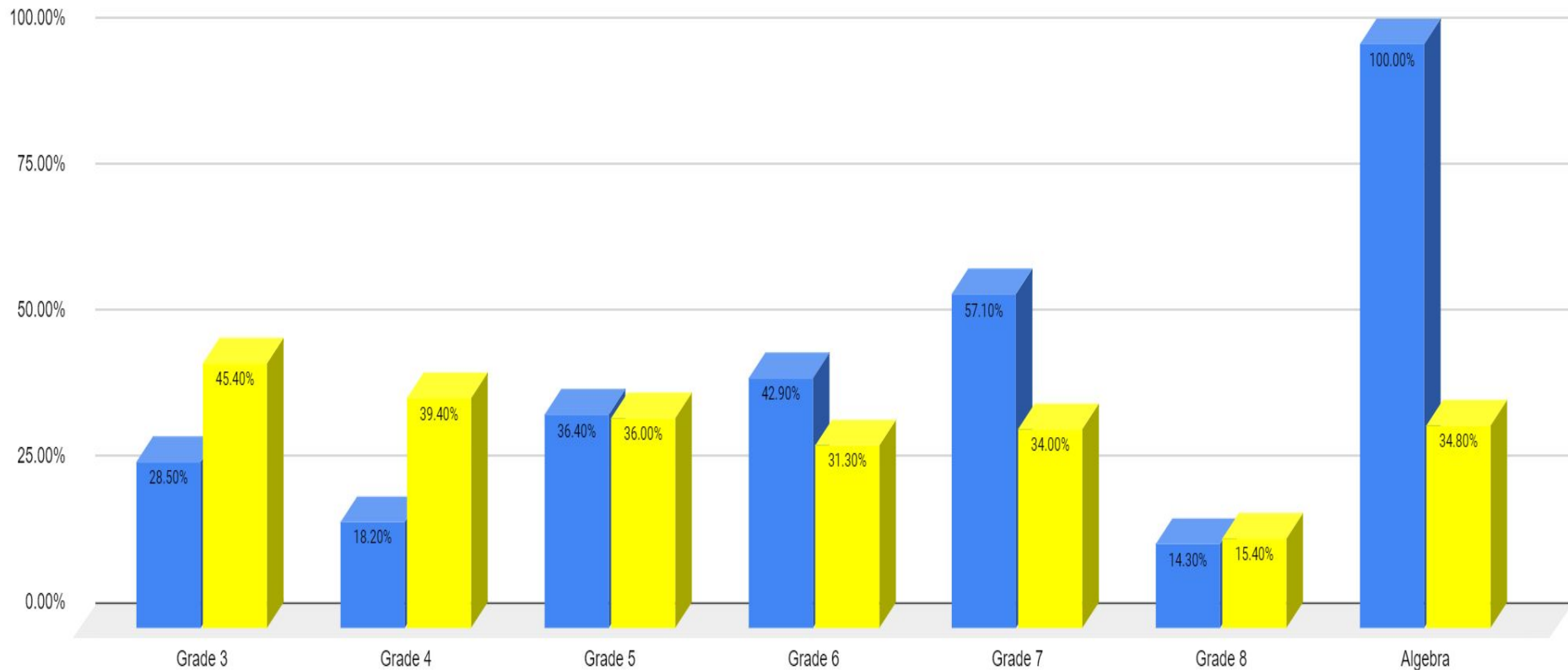
\*Some students in grade 8 participated in the Algebra I assessment in place of the 8<sup>th</sup> grade Math assessment. Thus, Math 8 outcomes are not representative of grade 8 performance as a whole.

Notes: Percentages may not total 100 due to rounding.

# Farmingdale School vs New Jersey

NJSLA Overall Performance- Math

Farmingdale State





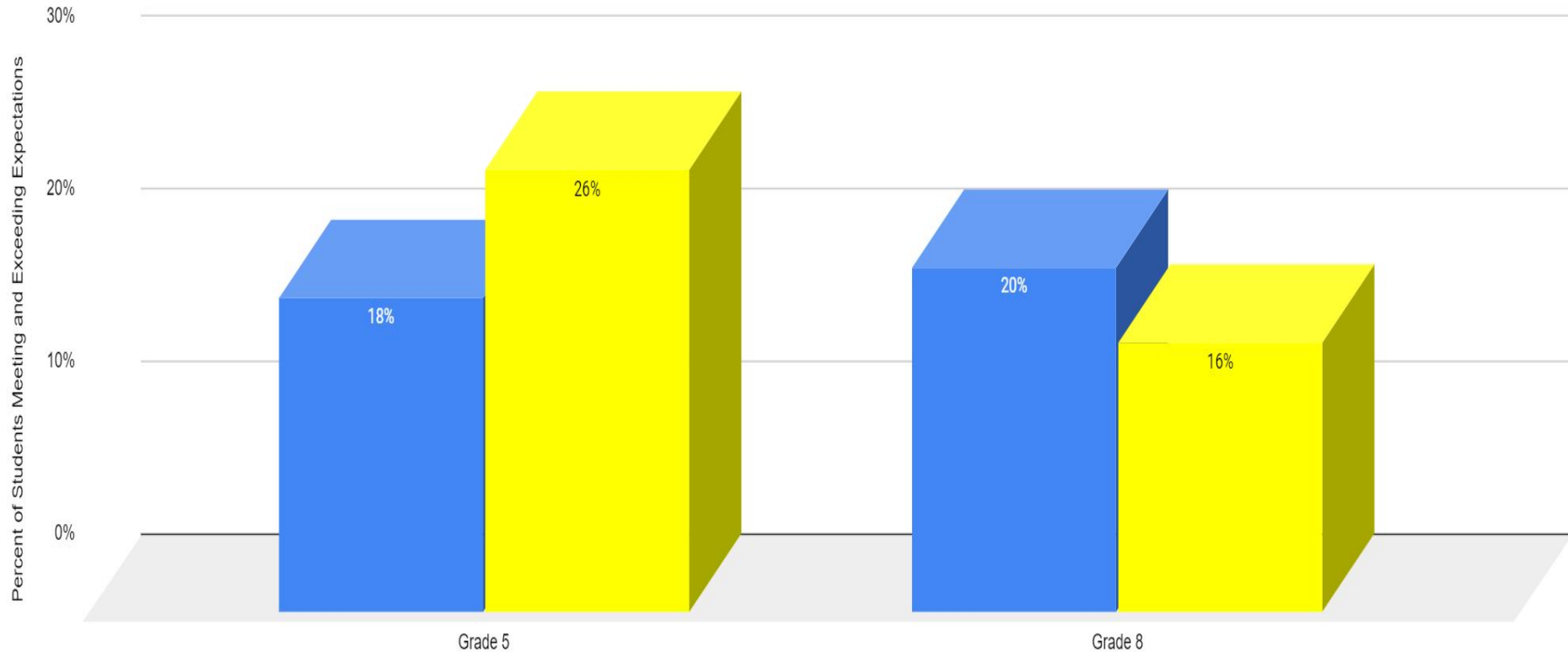
Comparison of Farmingdale School's  
Spring 2022 NJSLA Administrations  
**Science to New Jersey**  
**Percentages for 2022**

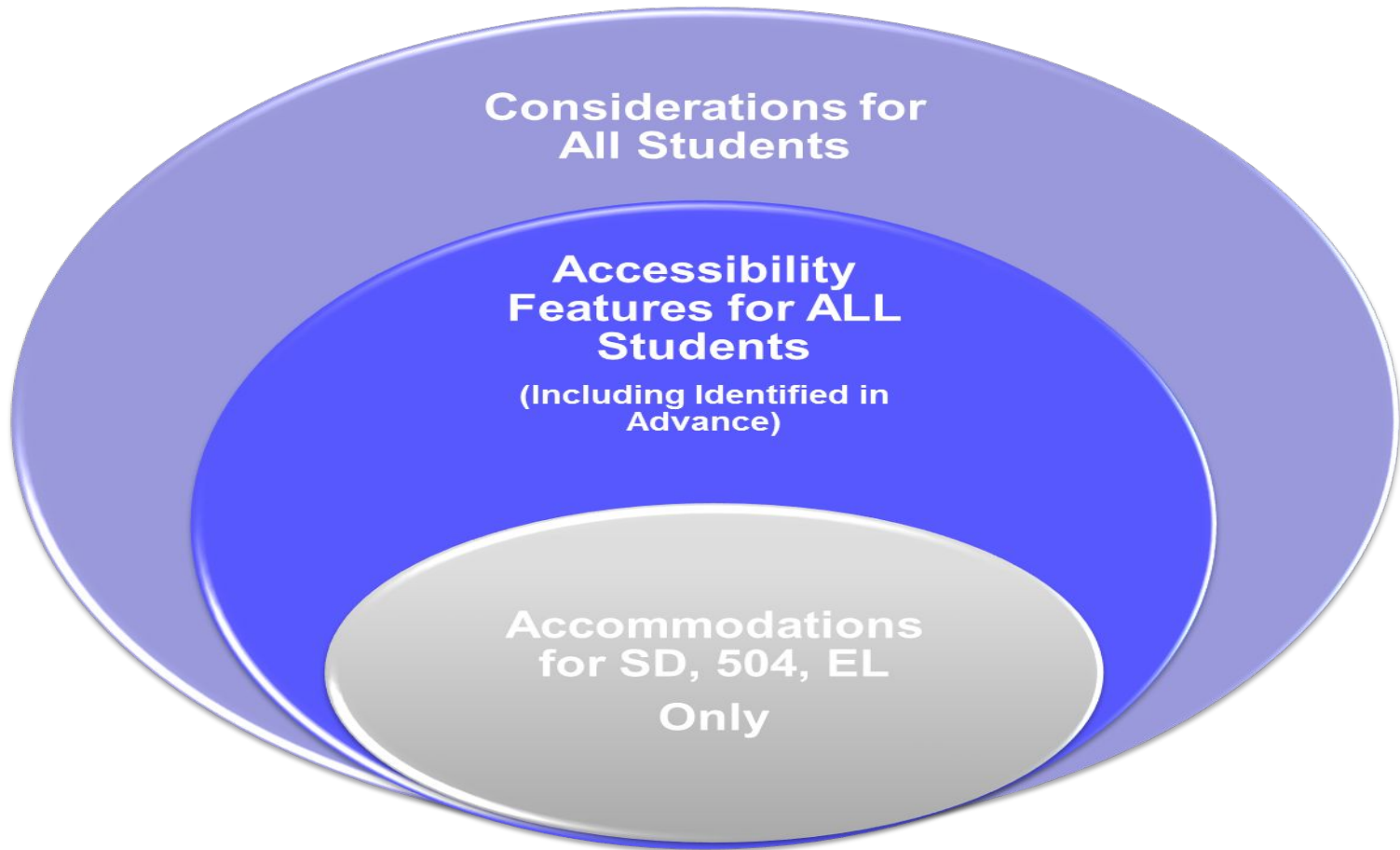
Grade	Level 1, District	Level 1, State	Level 2, District	Level 2, State	Level 3, District	Level 3, State	Level 4, District	Level 4, State
5	27.3	41.6	54.5	32.9	9.1	18.2	9.1	7.4
8	50	40.9	30	43.5	20	12	0	3.6

# Farmingdale School vs New Jersey

NJSLA-S Overall Performance- Science

Farmingdale State





# Administrative Considerations for ALL Students

**Small Group Testing**

**Time of Day**

**Separate or Alternate Location**

**Specified Area or Seating**

**Adaptive and Specialized Equipment or Furniture**

**Frequent Breaks**

# Accessibility Features for ALL Students

**Audio Amplification**

**Blank Paper** (provided by TA)

**Eliminate Answer Choices**

**Bookmark/Flag Items for Review**

**General Administration Directions Clarified** (provided by TA)

**General Administration Directions Read Aloud & Repeated as Needed** (provided by TA)

**Highlight Tool**

**Headphones or Noise Buffers** (not plugged in)

## Accessibility Features for ALL Students (cont.)

**Line Reader**

**Magnification/Enlargement Device**

**NotePad**

**Pop-up Glossary**

**Redirect Student to the Test** (provided by TA)

**Spell Check or External Spell Check Device**

**Human Reader or Human Signer for the Mathematics Assessment**  
(SR/PNP)

**Writing Tools**

# Accessibility Features for ALL Students

## Identified in Advance (cont.)

Accessibility Feature	Computer-Based Testing	Accommodated Form
Answer Masking (SR/PNP)	Embedded in TestNav	No
Color Contrast Background/Font Color (SR/PNP)	Embedded in TestNav	No
Text-to-Speech for Mathematics (SR/PNP)	Embedded in TestNav	Yes
Human Reader or Human Signer for Mathematics (SR/PNP)	Provided by TA	Yes - Plus “Read Aloud Kit” for TA

# Core Instruction

## Literacy:

- Core Instruction: Reading/Writing Workshop, Shared Reading, Interactive Read-alouds, Small group instruction and conferencing scheduled regularly in all classes.
- Resources: F&P Benchmark, Units of Study in Opinion, Information, and Narrative Writing - TCRWP, Reading Egg/Eggspress, Newsela, iReady diagnostic and benchmarks, Foundations, IXL, Wilson Reading, Reading A-Z/Raz-Kids

## Math:

- Core Instruction: Standards-based Instruction utilizing Envisions resources, small group instruction, math centers.
- Resources: Envisions, IXL, Math Seeds, iReady program, Quizlet live, Prodigy.



# Strategies Utilized

- Unpacked disaggregated data by cohort and individual students.
- Teacher NJSLA data review to identify areas of weakness, strengths, and trends and use info to inform instruction.

## ELA

- Continue to implement Reading and Writing Workshop. Utilizing data received from NJSLA as well as during workshop (conferring notes, small group instruction data, reading/writing responses, benchmarking, etc.) to inform instruction
- Online Benchmark Assessments, 3 times per year
- Provide Literacy Coaching Support to staff

## Math

- Math Coaching (use of ESSA Grant Funds)
- Utilize Online Standards-Based Assessment Tools
- Benchmark Assessments, 3 times per year

# Formative Assessments

## Common Assessments

English Language Arts:

- DIBELS 8th Edition - new generation assessment of foundational skills/ dyslexia screener (Grades K-3)
- Fountas and Pinnell Benchmark Assessment (Grades K-8)
- Writing Pathways - Performance Assessments and Learning Progressions in Writing - TCRWP (Grade K-8)
- iReady Benchmark Assessments in Reading (Grades 1-8)

# Formative/Summative Assessments

## Mathematics:

- iReady Online Benchmark Assessments (Grades K-8)
- Standards-based Unit Assessments
- Daily formative assessment checks during lessons
- Pre/post assessments on grade level fluencies

# Targeted Intervention

- Small group instruction in the classroom provided by teachers and staff
- Academic Intervention- small group intervention provided during the school day to identified students through the use of multiple measure criteria
- Academic Support-small group intervention provided after school to identified students through the use of multiple measure criteria
- Enrichment program- K-5 mixture of in-class Enrichment opportunities and small group opportunities- 6-8 pull-out program- students identified through a multiple measure criteria

# Thanks for Coming!

Questions?

Thank you for coming!

Edith Conroy, Kristeena Conklin, and Katelyn Roman

[edith.conroy@farmingdaleschool.com](mailto:edith.conroy@farmingdaleschool.com);

[kristeena.conklin@farmingdaleschool.com](mailto:kristeena.conklin@farmingdaleschool.com);

[katelyn.roman@farmingdaleschool.com](mailto:katelyn.roman@farmingdaleschool.com)