



Incoming 6th Grade Summer Math Calendar





Summer Math Calendar

Dear Soon to Be 6th Graders and Parents of Soon to Be 6th Graders,

This summer math calendar has not been created to torture you. It was actually created with the opposite intent. This was created to make you math aficionados, especially as you prepare to begin math in the sixth grade! To help you do this, I have put together this calendar with math concepts that you have already learned so that your skills are sharp and ready to begin 6th grade math.

Each week you will be assigned five sets of problems to complete. You may choose when to do it. You may work on the calendar in whichever way best suits your style. You may do the problems for the week in one day or you may spend five minutes a day completing each problem. All I ask is that you do not leave the calendar until the week or even the day before school begins. Trust me, you will not complete it! This calendar is meant for you to maintain your skills. You may use siblings, parents, and most importantly your brain to complete the calendar. You must show all of your work and the work should be done in pencil.

Lastly, please complete the evaluation forms. There is one for you and one for your parents. Good luck! Have a fabulous summer! I cannot wait to see you in the fall!

Sincerely,

Mrs. Wicks



Summer Math Calendar Evaluation for Students

Please rate the following on a scale from 1-10, with 1 being the easiest and 10 being the hardest.

- 1.) _____ How would you rate the difficulty of the problems in general throughout the summer math calendar?
- 2.) _____ How would you rate the variety and amount of problems throughout the calendar?
- 3.) What types of problems in the calendar were the most difficult and why?
- 4.) What types of problems in the calendar were the easiest and why?
- 5.) When did you complete the calendar? How did you pace yourself when completing the calendar?
(Did you do it every day, once a week, completed it in a few days?)
- 6.) If you could change anything about the summer math calendar what would you change and why?

Thank you for taking the time to complete this evaluation! I really appreciate your input!


Summer Math Calendar Evaluation for Parents

- 1.) How difficult did you feel this summer math calendar was for your student? Was it too easy or too difficult or somewhere in the middle?
- 2.) How much help did you give your son or daughter in completing this calendar?
- 3.) What would you say was the best thing about the summer math calendar?
- 4.) What would you say was the most difficult thing about the summer math calendar?
- 5.) How did you feel about the amount of problems given to your student?
- 6.) If you could change one thing about the summer math calendar in general, what would you change?

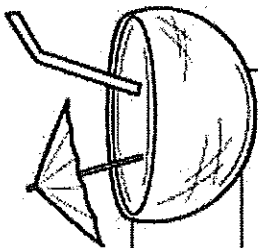
Thank you for taking the time to complete this evaluation! I really appreciate what you have to say!

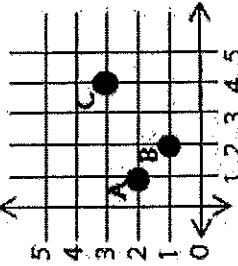
Week One

Problem	Work & Answer
List the factors of each number. a.) 24 b.) 64 4.OA.4	
Fill in the missing number. a.) $0.24 - .128 = \underline{\quad}$ b.) $94.19 + 2.6 + \underline{\quad} = 161.29$ 5.NBT.7	
Compare using $<$, $>$, or $=$ a.) $0.245 \bigcirc 0.0245$ b.) $24.500 \bigcirc 24.5$ c.) $20.405 \bigcirc 20.45$ 5.NBT.3	
Write the following in expanded form: a.) 0.234 b.) 14.78 5.NBT.3	
Divide: a.) $2,936 \div 4$ b.) $14,783 \div 12$ 5.NBT.6	

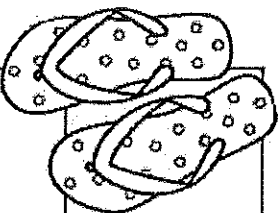


Week Two



Problem	Work & Answer
<p>List the next four terms in the sequences with the given rule:</p> <p>a.) Start at 0, add three</p> <p>b.) Start at 0, add six</p> <p>c.) What is the relationship between the two sequences?</p> <p>5.OA.5</p>	
<p>Multiply:</p> <p>a.) 23.5×6</p> <p>b.) 2.35×0.6</p> <p>c.) 235.0×0.06</p> <p>5.NBT.7</p>	
<p>Name each ordered pair.</p>  <p>5.G.1</p>	
<p>Solve: a.) $\frac{1}{2} + \frac{1}{4}$ b.) $\frac{1}{4} + \frac{1}{8} + \frac{3}{12}$</p> <p>5.NF.1</p>	
<p>Round each number to the nearest tenth:</p> <p>a.) 985.76 b.) 43.52 c.) 0.859</p> <p>5.NBT.4</p>	

Week Three


Problem	Work & Answer
<p>Use the order of operations to simplify each expression:</p> <p>a.) $(6 \times 3) + 72 \div 8 - 5 + 1$</p> <p>b.) $3 \times \{[(65 - 49) + (42 \div 7)] \div 2\}$</p> <p>5.OA.1</p>	
<p>Order the following from least to greatest: 0.25, 2.205, 0.502, 0.225, 2.025</p> <p>5.NBT.3</p>	
<p>Find the product of each of the following:</p> <p>a.) $2.85 \cdot 29$</p> <p>b.) $\\$1.55 \cdot 13$</p> <p>c.) $1.2 \cdot 2.1$</p> <p>5.NBT.7</p>	
<p>If you bought 3 CD's each costing \$12.99, and paid with a \$50 bill. What would your change be?</p> <p>5.NBT.7</p>	
<p>Order the fractions from least to greatest</p> $\frac{1}{2}, \frac{2}{3}, \frac{1}{4}, \frac{2}{5}$ <p>4.NF.2</p>	

Week Four

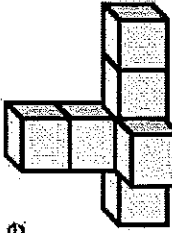


Problem	Work & Answer
Round each to the nearest hundredth: a.) 2.359 b.) 0.145 5.NBT.4	
a.) How many feet are in 3 miles? b.) How many inches are in 1 yard? 5.MD.1	
Create a line plot that shows the following data of the amount of rain in inches over the course of a week: $\begin{array}{ccccccc} 1 & 3 & 1 & 1 & 2 & 4 & 2 \\ 2 & 4 & 8 & 4 & 4 & 8 & 8 \end{array}$ 5.MD.2	
Find the perimeter and area of the following figure. <div style="display: flex; align-items: center; justify-content: center;"> <div style="border: 1px solid black; width: 50px; height: 50px; margin-right: 10px;"></div> <div style="text-align: center;"> 4ft 14ft </div> </div> 4.MD.3	
Use the number 555.55 to complete the following: a.) The digit in the ones place is _____ times as much as the digit in the tenths place. b.) The digit in the hundredths place is _____ times as much as the digit in the tenths place. 5.NBT.1	

Week Five

Problem	Work & Answer
Use a model to show $\frac{3}{4} + \frac{1}{2}$ 5.NF.4	
a.) $\frac{5}{12} - \frac{1}{12}$ b.) $6 - \frac{3}{5}$ 5.NF.1	
Draw a triangle that is neither equilateral or isosceles. 5.G.3	
Estimate first and then solve. a.) $94.71 - 62.3$ b.) $24.56 + 11.94$ 5.NBT.7	
If you tripled the number of sides of a pentagon, how many sides would the new figure have? 5.G.3	

Week Six

Problem	Work & Answer
<p>5.NF.4</p> <p>a.) $\frac{4}{7} \cdot \frac{3}{8}$</p> <p>b.) $2\frac{1}{5} \cdot \frac{10}{12}$</p>	
<p>5.OA.2</p> <p>Write the following expressions: a.) Multiply twelve and four, then add forty-seven. b.) Add thirty-five to the product of eight and six.</p>	
<p>5.NF.6</p> <p>An apple pie was cut into one eighth pieces. If Michael's family ate one fourth of the total pie, how slices did they eat? (Hint: Draw a picture)</p>	
<p>5.NBT.2</p> <p>Solve the following: a.) 6.543×10^2 b.) 6.543×10^3 c.) Describe the pattern you see.</p>	
<p>5.MD.3</p> <p>Measure the volume by counting the unit cubes.</p> 	

Week Seven

Problem	Work & Answer
<p>A board 8ft. 4in. long is cut into four pieces of equal length. How long is each piece?</p> <p>5.NF.2</p>	
<p>Write the following in standard number form:</p> <p>a.) Three and thirty-eight hundredths b.) Sixty-five and seven hundredths</p> <p>5.NBT.3</p>	
<p>Find the unknown</p> <p>a.) $1\frac{2}{7} - ? = \frac{6}{7}$ b.) $\frac{1}{2} + ? = \frac{11}{12}$</p> <p>5.NF.1</p>	
<p>Sam and Sally were knitting scarves for a winter clothing drive. Sam had completed $6\frac{3}{5}$ scarves while Sally had finished $8\frac{1}{4}$ scarves. How many more scarves did Sally complete?</p> <p>5.NF.2</p>	
<p>Write the following in word form:</p> <p>a.) 17.80 b.) 2.16</p> <p>5.NBT.3</p>	

